


















































































Senior men

1. Germany, men									
		 WAGECK Hans-Rolf	B	29	26	28	24	= 197	26.75
			E	24	20	24	22		22.50
		 RATHJE Udo	B	30	28	27	29	= 207	28.50
			E	23	24	24	22		23.25
		 KREUTER Bernhard	B	26	25	26	25	= 187	25.50
			E	23	21	19	22		21.25
		 CONRAD Norbert	B	26	27	30	29	= 193	28.00
			E	19	23	18	21		20.25
		 BUSCHE Philip	B	27	30	27	27	= 201	27.75
			E	23	22	24	21		22.50
		 GERWERT Karl-Heinz	B	27	22	27	27	= 192	26.11
			E	23	22	24	20		22.25
		 PSCHERER Johann	B				1	= 1	18.00
			E						
			B	165	158	165	162	= 1178	27.08
			E	135	132	133	128		22.00

2. Italy, men									
		 PULLANO Giuseppe	B	28	30	27	26	= 195	27.75
			E	21	22	19	22		21.00
		 ROVERA Gabriele	B	28	29	27	26	= 212	27.50
			E	27	26	26	23		25.50
		 BANDERA Vittorio	B	33				= 38	33.00
			E	5					45.00
		 GRAFFEO Michele	B	28	31	22	26	= 193	26.75
			E	25	21	20	20		21.50
		 MARCHIANI Pierluigi	B	26	28	28	27	= 197	27.25
			E	23	21	22	22		22.00
		 LEUCI Francesco	B	25	27	26	28	= 190	26.50
			E	20	21	21	22		21.00
		 KAUFMANN Dieter	B		28	26	30	= 168	28.00
			E	19	21	19	25		21.60
			B	168	173	156	163	= 1193	27.50
			E	140	132	127	134		22.21












3. Czech republic, men									
		 ŠVIHEL Ladislav	B	26	28	29	26	= 196	27.25
			E	21	24	22	20		21.75
		 ANDR Zdeněk	B	30	30	28	25	= 204	28.25
			E	23	21	22	25		22.75
		 POKORNÝ Bohumil	B	24	26	26	28	= 197	26.00
			E	23	21	24	25		23.25
		 VANČURA Libor	B	26	26	29	26	= 196	26.75
			E	21	22	24	22		22.25
		 ŘEHÁK Jaroslav	B	27	26	25	28	= 196	26.50
			E	21	23	24	22		22.50
		 VÍTEK Aleš	B	31	32	17		= 124	33.49
			E	23	21				22.00
		 VLČEK Petr	B			16	27	= 86	26.69
			E			20	23		21.50
			B	164	168	170	160	= 1199	27.58
			E	132	132	136	137		22.38



4. Austria, men									
		 REICH Franz	B	25	28	29	26	= 203	27.00
			E	21	25	24	25		23.75
		 DRAXLER Peter	B	26	28	25	27	= 198	26.50
			E	23	21	22	26		23.00
		 PLONER Anton	B	26	29	25	30	= 207	27.50
			E	23	25	21	28		24.25
		 BERGER Franz	B	29	31	27	31	= 214	29.50
			E	24	24	25	23		24.00
		 HESCHL Paul	B	24	28	30	29	= 205	27.75
			E	21	23	26	24		23.50
		 SCHUSTER Reinhard	B	26	26	27	30	= 194	27.25
			E	22	21	19	23		21.25
			B	156	170	163	173	= 1221	27.58
			E	134	139	137	149		23.29

5. Sweden, men									
		 PERSSON Jan-Åke	B	25	27	26	28	= 193	26.50
			E	23	22	21	21		21.75
		 LUNDELL Martin	B	27	30	26	25	= 202	27.00
			E	25	24	21	24		23.50
		 NORDIN Peter	B	31	27	30	29	= 203	29.25
			E	21	22	22	21		21.50
		 NIORD Roger	B	32	30	30		= 161	30.67
			E	24	22	23	0		23.00
		 BLIXT Tommy	B	33	27	25	29	= 213	28.50
			E	23	25	24	27		24.75
		 SÖDERLUND Peter	B	31	26	31	30	= 212	29.50
			E	24	25	23	22		23.50
		 MUNTHER Morgan	B			29		= 59	29.00
			E			30			30.00
			B	179	167	168	170	= 1243	28.50
			E	140	140	134	145		23.29










6. Switzerland, men									
		 EICHER Martin	B	32	29	28	28	= 209	29.25
			E	25	23	22	22		23.00
		 VÖGELI Paul	B	28	31	31		= 159	30.00
			E	28	31	10			29.57
		 POCHON Claude	B	28	30	29	31	= 212	29.50
			E	--	--	--	--		--










			BLESS Heinz	B	22	23	27	22	---	23.50
				E	23	27	30	29	= 205	27.25
				E	23	23	27	23		24.00
			ZENGAFFINEN Reinhard	B	28	26	27	28	= 215	27.25
				E	28	28	25	25		26.50
				B	26	28	27	26	= 197	26.75
				E	20	20	26	24		22.50
				B				26	= 64	26.00
				E				15		22.80
				B	165	171	172	168	= 1261	28.17
				E	146	148	152	139		24.38

7. Belgium, men										
			JACOB Jean-Pierre	B	32	30	29	25	= 213	29.00
				E	23	26	24	24		24.25
				B	31	34	28	28	= 220	30.25
				E	24	23	27	25		24.75
			CAPPE Thierry	B	27	25	27	26	= 207	26.25
				E	23	26	29	24		25.50
				B	31	29	28	27	= 216	28.75
				E	25	26	26	24		25.25
			LIBERT Jacques	B	27	26	33	30	= 220	29.00
				E	24	24	30	26		26.00
				B	27	31	30	27	= 214	28.75
				E	30	23	24	22		24.75
			DE ROECK Pascal	B	175	175	175	163	= 1290	28.67
				E	149	148	160	145		25.08

8. Finland, men										
			NUOTIO Marko	B	24	29	27	31	= 207	27.75
				E	24	25	23	24		24.00
				B	31	31	29	30	= 221	30.25
				E	26	25	25	24		25.00
			AHRENBORG Ari	B	30	28	28	28	= 219	28.50
				E	27	27	26	25		26.25
				B	28	32	32		= 183	30.67
				E	27	32	32	0		30.33
			BORG Arto	B	23	33	29	27	= 212	28.00
				E	26	26	24	24		25.00
				B	28	29	28	26	= 203	27.75
				E	25	24	21	22		23.00
			SILLMAN Markku	B				27	= 50	27.00
				E				23		23.00
				B	164	182	173	169	= 1295	28.67
				E	155	159	151	142		25.29

9. Netherlands, men										
			GORIS Henk	B	35	29	32	31	= 231	31.75
				E	27	28	24	25		26.00
				B	32	37	29	29	= 236	31.75
				E	28	24	31	26		27.25
			GROENEVELD Peter	B	31	30	30	25	= 224	29.00
				E	26	23	34	25		27.00
				B	27	29	29	26	= 206	27.75
				E	25	23	26	21		23.75
			GROENHUIJSEN Roel	B	30	29	31	27	= 219	29.25
				E	26	26	24	26		25.50
				B	31	27	31	32	= 217	30.25
				E	24	24	25	23		24.00
				B	186	181	182	170	= 1333	29.96
				E	156	148	164	146		25.58

10. Denmark, men										
			RASMUSSEN Stig W.	B	26	30	32	29	= 212	29.25
				E	24	27	21	23		23.75
				B	39	33	35	34	= 268	35.25
				E	28	32	39	28		31.75
			ANDREASEN Per	B	29	36	30	30	= 238	31.25
				E	28	27	26	32		28.25
				B	28	26	30	28	= 206	28.00
				E	24	26	22	22		23.50
			JENSEN Erling	B	31	28	30	27	= 209	29.00
				E	24	22	23	24		23.25
				B	27	32	31	31	= 232	30.25
				E	28	30	29	24		27.75
				B	180	185	188	179	= 1365	30.50
				E	156	164	160	153		26.38

11. Slovakia, men										
			ŠVEJDA Ivan	B	31	40	30	39	= 268	35.00
				E	32	31	30	35		32.00
				B	33	32	31	31	= 233	31.75
				E	26	26	26	28		26.50
			PRAVOTIAK Vladimír	B	29	31	31	30	= 230	30.25
				E	28	22	29	30		27.25
				B	36	28	38	32	= 245	33.50
				E	29	24	28	30		27.75
			MOČIARIK Peter	B	39	35	32	29	= 249	33.75
				E	33	29	22	30		28.50
				B	34	32	32	40	= 252	34.50
				E	27	29	29	29		28.50
				B	202	198	194	201	= 1477	33.13
				E	175	161	164	182		28.42

Click player's name to see scorecard. Result service powered by MIDGET.